

# CAR ACCIDENT STATISTICS IN LOUISIANA BY PARISH AND ACROSS THE STATE



**2021 was a record year for traffic fatalities in Louisiana.**<sup>[1]</sup> An average of almost 3 people per day lost their lives - a total of 997 deaths, exceeding the previous record of 993 fatalities set in 2007. This was an increase of 20% from the previous year.

Are some areas of Louisiana more dangerous than others? Thanks to the Center for Transportation Analytics at Louisiana State University, **data about traffic accidents across the state**<sup>[2]</sup> shows which cities, parishes, and even roads were hot spots for traffic accidents in 2021.

The city of New Orleans contains 12% of Louisiana's population, but accounted for 28.6% of car accident injuries and 9% of fatalities. There were a total of 17,520 traffic accidents.

**car accident  
injuries**

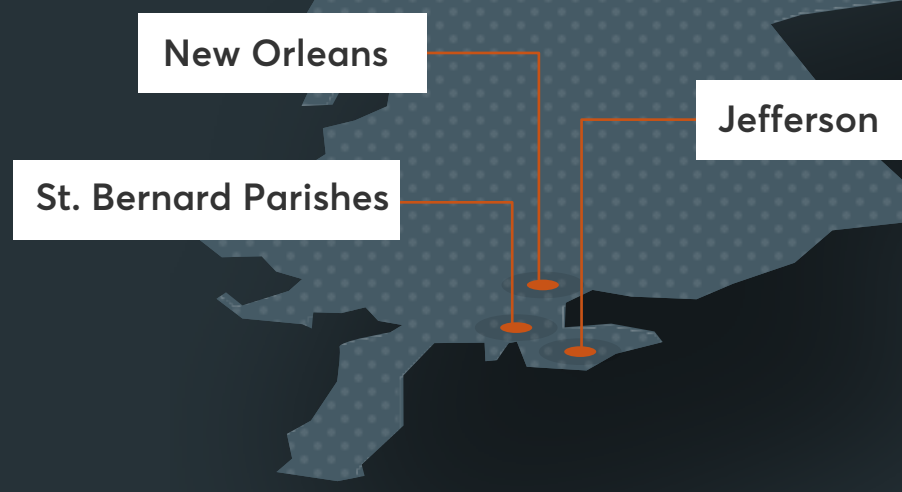
**28.6 %**

**9% fatalities**

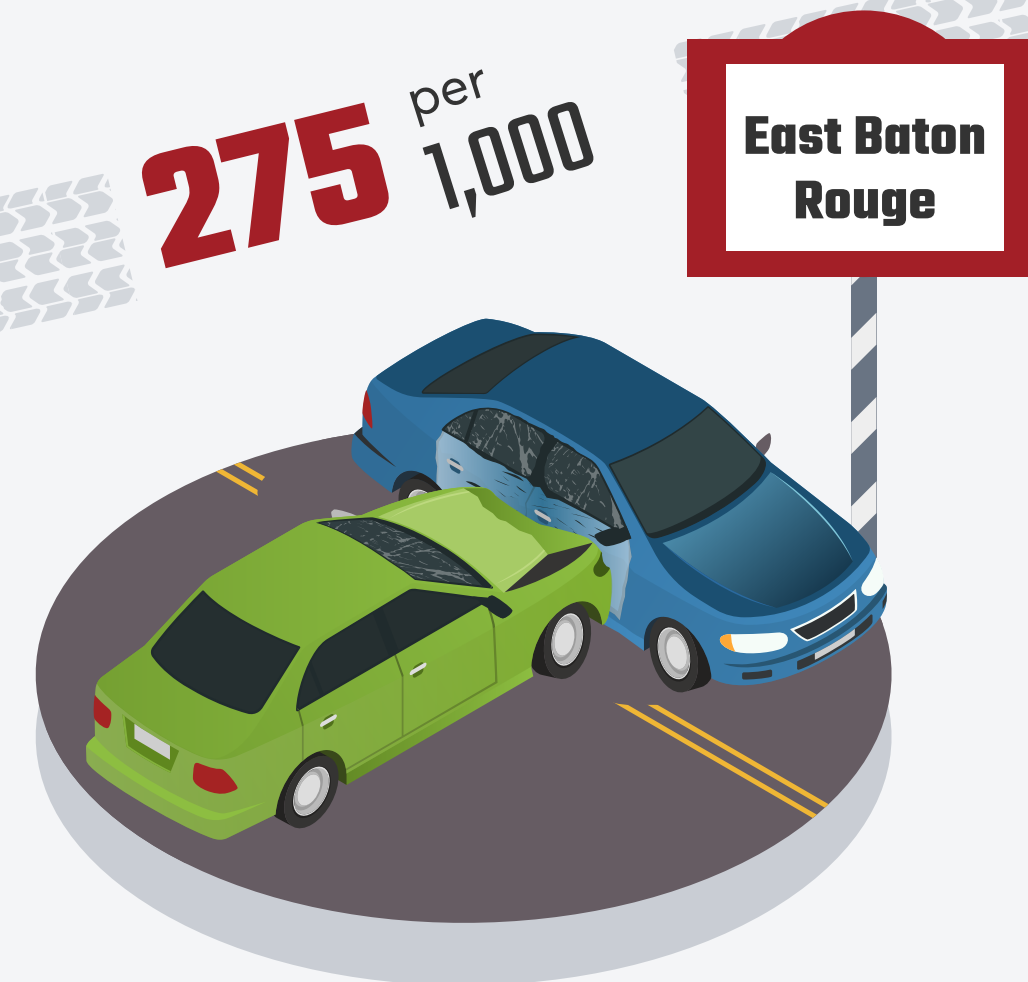
**17,520**

**total of traffic  
accidents**

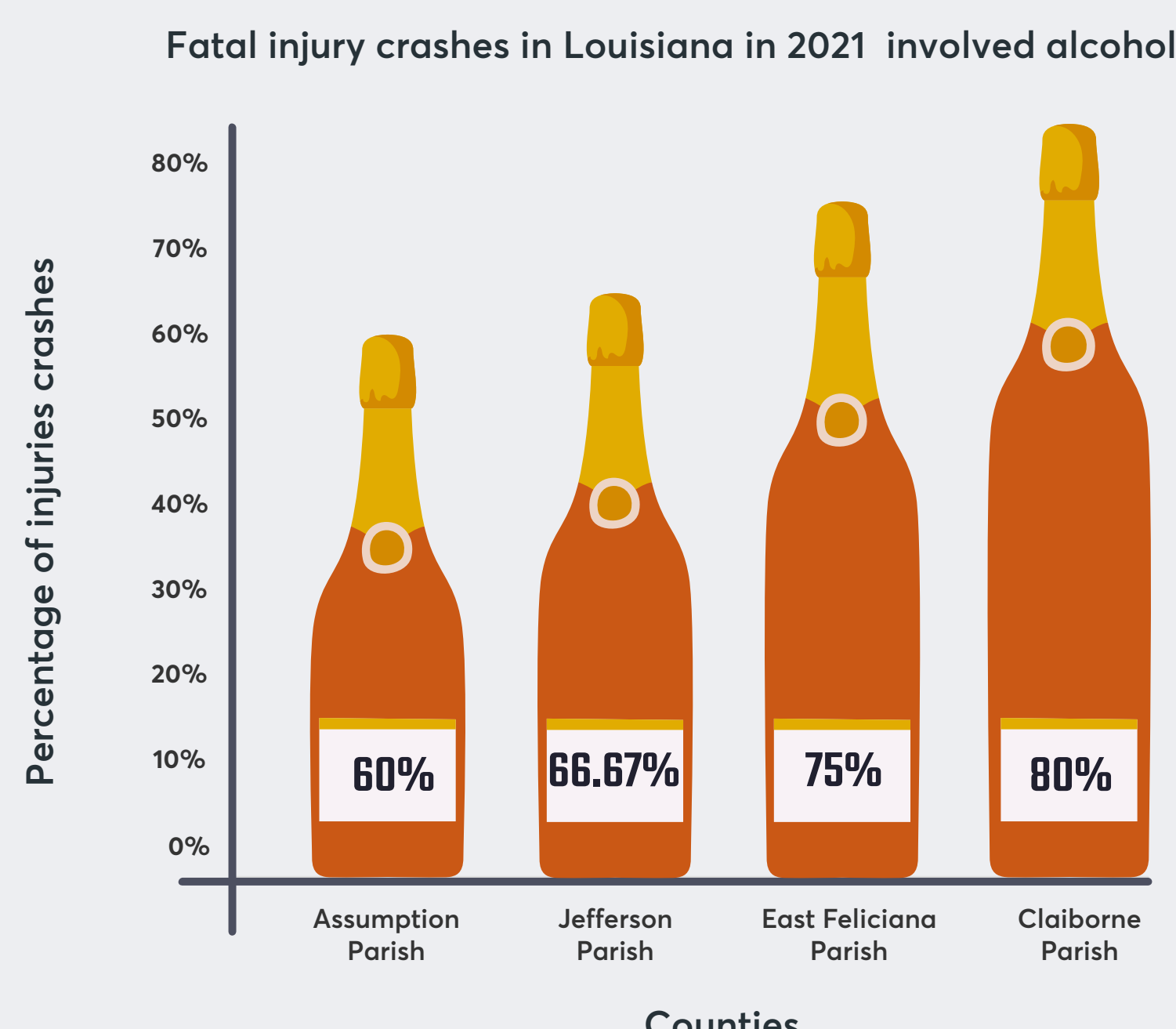
In the ten parishes of greater New Orleans, **Orleans, Jefferson and St. Bernard Parishes rank in the top 10 of injuries per million miles traveled in the state.**<sup>[3]</sup> However, these parishes rank much lower in fatalities, the highest being Orleans Parish in 12th place.



East Baton Rouge has the highest car accident rates, 275 per 1,000 licensed drivers. In second place is Orleans Parish with 215 crashes.

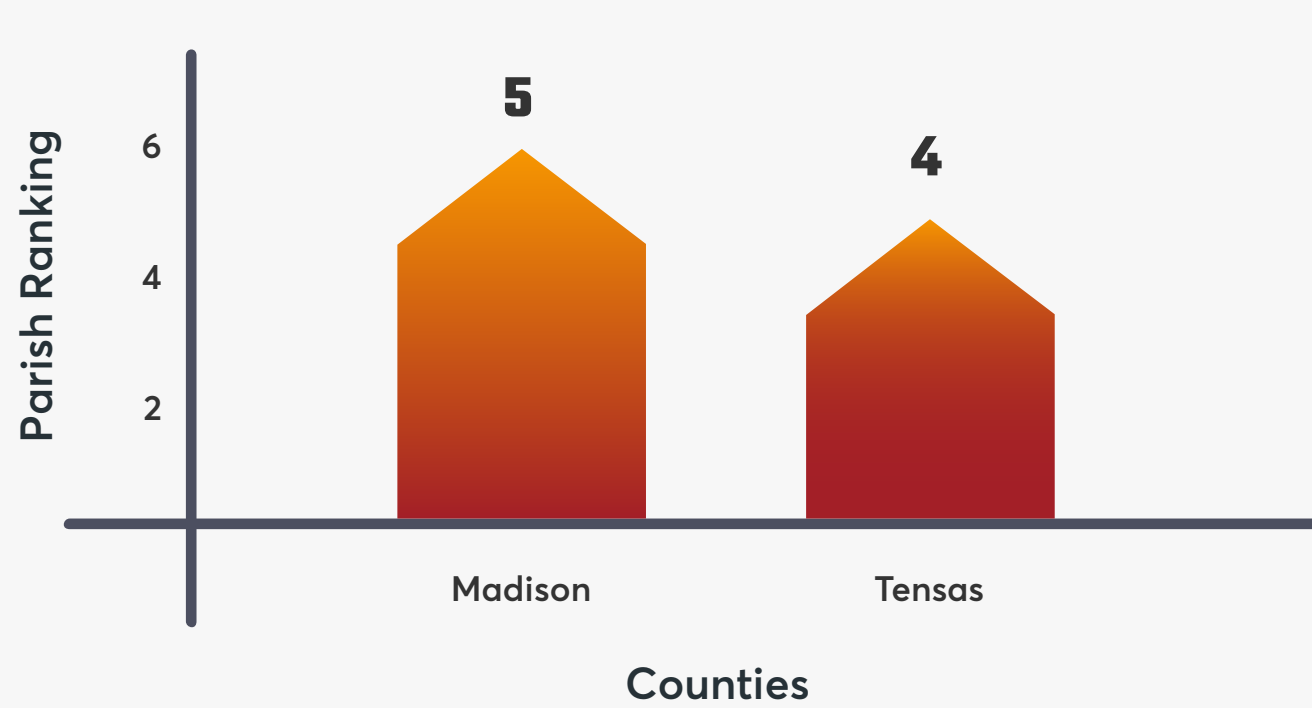


Forty percent of fatal injury crashes in Louisiana in 2021 involved alcohol, but **these parishes had an even higher percentage of alcohol-related fatalities:**<sup>[4]</sup>



**St. Helena Parish is ranked 1st for most car accident fatalities**<sup>[5]</sup> per 100,000 drivers, followed by Madison Parish and Tensas Parish.

Most car accident fatalities per 100,000 drivers



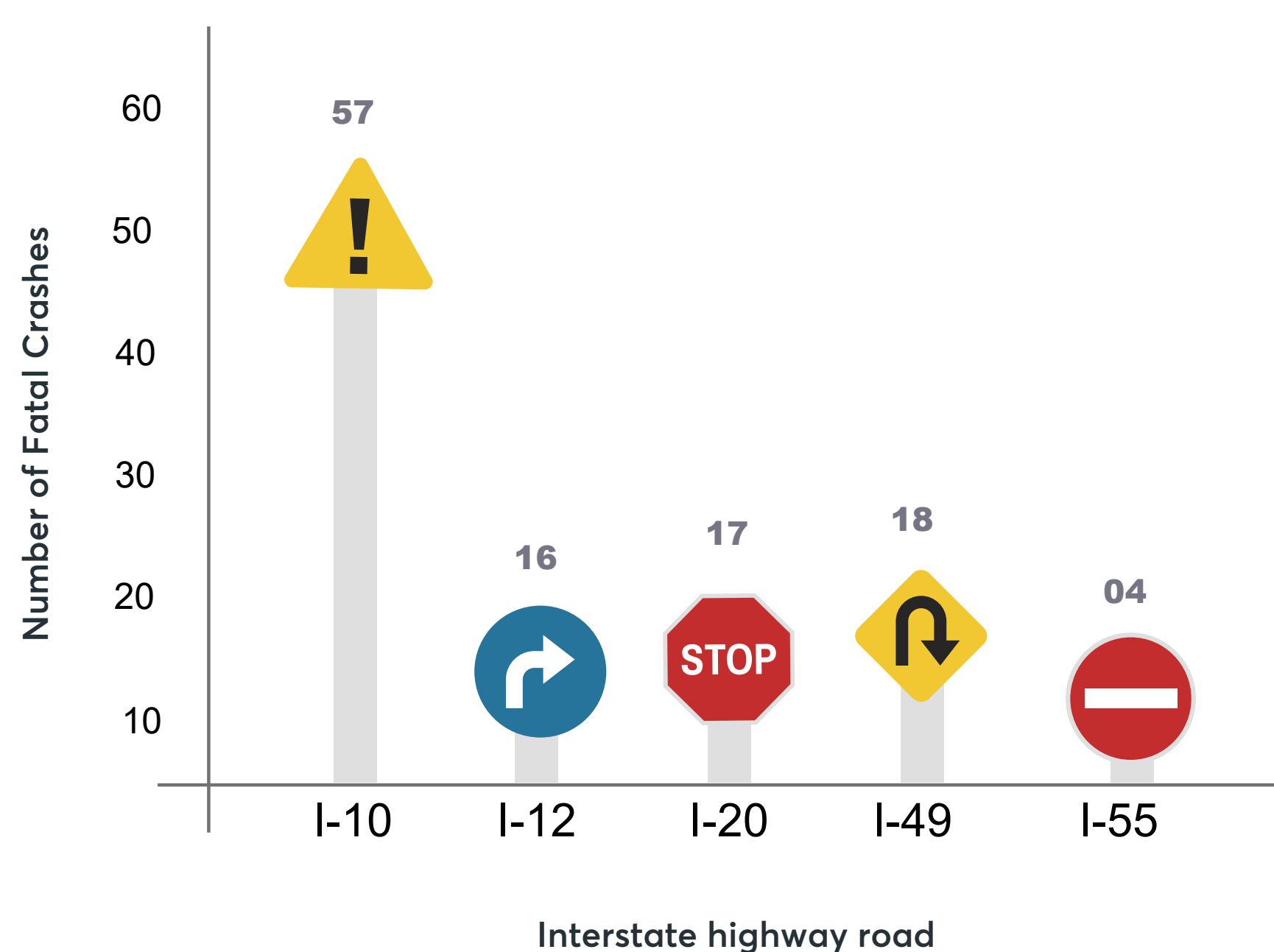
## CAR ACCIDENT INJURIES PER 100,000 DRIVERS IN 2021

The parishes with the least number of car accident injuries per 100,000 drivers in 2021 were Franklin, East Feliciana and Catahoula.

The risk of traffic accidents isn't limited to four-wheel vehicles. In 2021, Caddo Parish ranked third in motorcycle accidents resulting in serious injuries, behind New Orleans and East Baton Rouge.




Car accident fatalities in Louisiana



Driving on interstates is a significant factor in car accident fatalities in Louisiana, accounting for 13% of road accident deaths. **The most dangerous interstates**<sup>[6]</sup>

Statistics about car accidents across the state show that intersections pose a major risk. In 2021, out of **47,332 car accidents** resulting in **death or injury**, **19,134** occurred at intersections - a total of 40%.



Car accidents at intersections are even worse in Orleans Parish compared to the national average - 65% of accidents took place at intersections.



Whether driving in the cities, in rural areas, interstates or intersections, driving in Louisiana has risks - no matter where you go. If you are unfortunate enough to be injured in a car accident, contact our office to see how we can assist you.

## SOURCES

- [https://www.theadvocate.com/baton\\_rouge/news/politics/article\\_3b25d338-795e-11ec-b7c3-67365c96296d.html](https://www.theadvocate.com/baton_rouge/news/politics/article_3b25d338-795e-11ec-b7c3-67365c96296d.html)
- <http://datareports.lsu.edu/CrashReportIndex.aspx>
- <http://datareports.lsu.edu/Reports.aspx?yr=2021&rpt=J12&p=ci>
- <http://datareports.lsu.edu/Reports.aspx?yr=2021&rpt=J12&p=ci>
- <http://datareports.lsu.edu/Reports.aspx?yr=2021&rpt=D4&p=ci>
- <http://datareports.lsu.edu/Reports.aspx?yr=2021&rpt=A26&p=ci>